

CHILDREN'S TRAIL

GO GODDESS!



ART
GALLERY
NSW

Have fun exploring the exhibition
Goddess: divine energy
and make some art of your own

Collect
a pencil



Go on a journey
through the
exhibition



Discover
the sculptures
and paintings

★ **Look, draw and have fun!**



Goddess: divine energy

**Journey through mystical India and the Himalayas and
encounter the glory of the goddess; her power and energy,
her myriad guises and a cast of amazing characters**

above: *Circular dance of Krishna and the gopis*

INDIA, Rajasthan, Bundi c1850 (detail) Art Gallery of New South Wales, Purchased 1995

cover: *Durga slaying the buffalo demon Mahisha (Mahishasuramardini)*

INDIA, Rajasthan, Bundi c1700s (detail) Museum Rietberg Zurich, Alice Boner Collection

★ **Locate** this sculpture.


Stele with yaksha-yakshini couple, and Jinas INDIA, probably Madhya Pradesh 1000s
Art Gallery of New South Wales, Purchased 2005



This would have been made to decorate a temple.

How many people can you **see**?
What animals can you **spot**?

In the centre is a family group sitting under a special tree, one that grants wishes. What would you **wish** for?



Look closely at the crowns and headdresses on this and other sculptures. **Design** your own crown for this goddess above.

At home draw your own family group on a picnic, sitting under a tree.



★ **Here** is an elaborate temple lamp.

Spot Ganesha, the elephant-headed Hindu god of wisdom in the centre. Ganesha is much loved and people give him gifts for good luck. What gift would you **give** him?

Can you **see** other animals on this lamp?
Draw some of them here.



*Hanging lamp depicting Vishnu and others INDIA, Central Travancore, Kerala 1300s
Honolulu Academy of Arts, Gift of the Christensen Fund 2001*

At home design your own lampshade using animals and patterns from nature. Make your lampshade out of card and decorate it using sequins, beads and shiny paper.



★ **Dance** your way to find this detailed painting.


Krishna and Radha are dancing surrounded by peacocks. Krishna means 'dark one' and he is usually blue. Indian paintings often repeat characters to tell a story.



Circular dance of Krishna and the gopis INDIA, Rajasthan, Bundi
c1850 Art Gallery of New South Wales, Purchased 1995

Imagine stepping into this beautiful garden filled with birds, flowers, plants and people. What musical instruments and other noises can you **hear**? What can you **smell**? What would you **wear**?

Draw yourself into this scene and add some birds and flowers.



At home listen to different types of music and make up your own joyful dance routine. Design and make a simple costume to wear for your performance.



★ **Find** this sculpture.


Can you see Ganesha again, this time with his parents Shiva and Parvati and brother Skanda?

Look at the jewels and decorations on the people and on the white bull, Nandi.

Design your own rug, jewellery and harnesses on this drawing of Nandi, based on the jewels and adornments in this exhibition.



Shiva and Parvati on Nandi, accompanied by Skanda and Ganesha
CENTRAL INDIA, c 1000s, Jeff Connor Collection



At home make your own relief sculpture of people and animals using play dough or clay. Press different textures from leaves, plants and household objects to decorate the surface.



★ **Here** is beautiful and brave Durga.

Durga rides a white lion or tiger and battles against wicked demons.

How many arms does she have? What is she holding in them? What animals do the demons look like?



*Durga slaying the buffalo demon Mahisha (Mahishasuramarhini) INDIA, Rajasthan, Bundi c1700s
Museum Rietberg Zurich, Alice Boner Collection*

Look at the background of this work. What time of day is it?

Find other artworks that show Durga and **focus** on their background. **Draw** below where Durga's battle might take place.

At home make a decorative puppet of Durga out of card. Attach her many arms separately using brass fasteners so you can move them.



★ **Meet** Kali, the caring mother-goddess.



Mahakali/ INDIA, Tamil Nadu, Chola period (c850-1200) c1000s
National Gallery of Victoria, Felton Bequest

Spot the third eye on her forehead. This means she can know and see everything. **Imagine** you had that power for one day. **Tell** a tale about your adventure.

At home write a story about your adventure and illustrate it.



Goddess: divine energy
Art Gallery of New South Wales
13 October 2006 – 28 January 2007

*Exhibition sponsored by Visasia, President's Council,
Gordon Darling Foundation, Australian Research Council
Support sponsors Optimal Fund Management, Delta Electricity, Qantas*

*Written by Victoria Collings designed by Karen Hancock
© Public Programs Department Art Gallery of New South Wales 2006*

★ **Here** is a goddess of wisdom meditating.

Look at how she is sitting.

Try to **sit** like the goddess.

Is it comfortable? **Find** other sculptures of goddesses in the exhibition sitting like this.

Mimic what she is doing with her hands. These hand positions are called *mudra*. Each one has a special meaning.

Find these *mudras* in the exhibition. **Count** them as you go.



meditation



no fear



enlightenment



charity



Prajnaparamita, the goddess of Wisdom
INDIA, Orissa, Somavamshi dynasty (800s – 1000s) National Gallery of Australia

Invent your own *mudra* and draw it here.



At home find out more about why gods and goddesses are shown sitting on lotus flowers by using reference books or the internet.



★ **Explore** this mandala.

A mandala is a circle diagram used for meditating, to help focus the mind. They can be painted, like this one, or made of coloured sand.

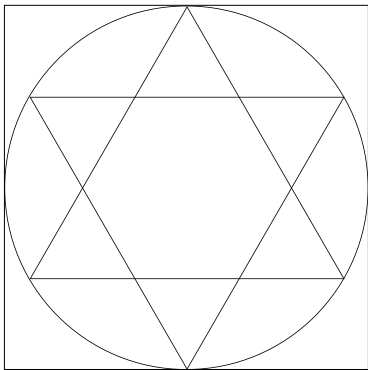
What shapes can you see in this mandala? Are any of the characters repeated?

In the centre is the goddess of dance. **Copy** her pose.



Mandala of Vajravahni CENTRAL TIBET, Taklung monastery c1200 (detail) Private collection

Draw yourself dancing in the centre of this mandala and surround yourself with patterns and animals.



At home make your own mandala using coloured powders from your kitchen such as flour, coffee, spices, cloves and pasta.



★ **Here** is Tara, one of the most beloved goddesses.



Green Tara CHINA, Tibeto-Chinese style, Ming dynasty, Xuande mark and period (1426–1435) National Gallery of Australia

As Green Tara she offers protection. She can also be depicted in different colours. **Find** her other colours in the exhibition. Which one do you like best? Why?

Tara is often shown in a paradise garden. **Draw** a garden behind Tara and **fill** it with beautiful flowers, plants and trees.

At home make some simple ankle bracelets and bangles, using beads, bells and found objects so they will jangle when you dance like Tara.



★ **Visit** this busy scene painted on cloth.

Mahottama Heruka and Krodheshvari TIBET, 1700s–1800, Newark Museum, New Jersey



Find these things and **tick** them as you find them:

- | | |
|---|---|
| <input type="radio"/> The goddess, Green Tara | <input type="radio"/> A bow and arrows |
| <input type="radio"/> Flames | <input type="radio"/> Animal skins |
| <input type="radio"/> Snakes | <input type="radio"/> Coloured silk dresses |
| <input type="radio"/> Elephants | <input type="radio"/> Musical instruments |

At home find stories about powerful or brave women, either in books or on the internet. Read them and illustrate your favourite one.

